

**INDEPENDENT AUDITOR'S REVIEW REPORT ON REVIEW OF
QUARTERLY UNAUDITED STANDALONE FINANCIAL RESULTS OF THE
COMPANY**

To,

The Board of Directors of **D & H INDIA LIMITED**

1. We have reviewed the accompanying Statement of Standalone unaudited financial results of **D & H INDIA LIMITED** ("The Company") for the quarter and half year ended 30TH September, 2022 ("the statement"), being submitted by the company pursuant to the requirement of Regulation 33 of the Securities and Exchange Board Of India (Listing Obligations And Disclosure Requirements) Regulations, 2015 as modified by Circular No. CIR/CFD/FAC/62/2016 dated July 5, 2016 with the Stock Exchange.

This Statement which is the responsibility of the company's management and approved by the Board of Director, has been prepared in accordance with the recognition and measurement principles laid down in Indian Accounting Standard 34 "Interim Financial Reporting" (Ind AS 34"), prescribed under section 133 of the Companies Act, 2013 read with Rule 7 of the Companies (Accounts) Rules, 2014 and other accounting principles generally accepted in India. Our responsibility is to issue a report on the statement based on our review.

2. We conducted our review of the statements in accordance with the Standards on Review Engagement (SRE) 2410 'Review of Interim Financial Information Performed by the Independent Auditor of the Entity', issued by the Institute of Chartered Accountants of India. These standards require that we plan and perform the review to obtain reasonable assurance about whether the statements are free of material misstatement(s). A review is limited primarily to inquiries of company personnel and analytical procedures applied to financial data thus provide less assurance than audit. We have not performed an audit and accordingly, we do not express an audit opinion.
3. Based on our review conducted as stated above, nothing has come to our attention that causes us to believe that the accompanying Statement prepared in accordance with aforesaid Indian Accounting Standards and other accounting principles generally accepted in India, has not disclosed the information required to be disclosed in terms of Regulation 33 of SEBI (Listing Obligations And Disclosure Requirements) Regulations, 2015 as modified by Circular No. CIR/CFD/FAC/62/2016 dated July 5,

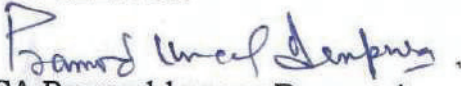


2016 including the manner in which it is to be disclosed, or that it contains any material misstatement.

4. We draw attention to the following matters:-

We were neither engaged to review, nor we have reviewed the comparatives figures including the reconciliation to the Total Comprehensive Income for the Quarter ended on September 30, 2021 and accordingly we do not express any conclusion on the result in the statement for the quarter ended September, 30, 2021 and as these figures have been furnished by the Management.

For M/s Devpura Navlakha & Co.
Chartered Accountants
FRN 121975W


(CA Pramod kumar Devpura)
Partner
M.No. 033342

Date 14/11/2022
Place Mumbai

UDIN: 22033342BDAIFZ5232





D & H INDIA LIMITED

CIN : L28900MH1985PLC035822

| PART I Statement of Standalone Un-Audited Results for the Quarter and Half Year Ended 30.09.2022 (Rs. in Lacs) | | | | | | | |
|--|--|---------------|------------|------------|-----------------|------------|------------|
| Sr. | PARTICULARS | Quarter ended | | | Six Month ended | | Year ended |
| | | 30.09.2022 | 30.06.2022 | 30.09.2021 | 30.09.2022 | 30.09.2021 | 31.03.2022 |
| | | Unaudited | Unaudited | Unaudited | Unaudited | Unaudited | Audited |
| 1 | Income from operation | | | | | | |
| | (a) Sales including GST | 3574.14 | 3799.99 | 2380.02 | 7374.13 | 4264.32 | 10691.06 |
| | Less: GST Recoverd | 531.45 | 576.12 | 363.55 | 1107.57 | 650.49 | 1617.68 |
| | Total Revenue from Operation | 3042.69 | 3223.87 | 2016.47 | 6266.56 | 3613.83 | 9073.38 |
| 2 | Other Income | 4.38 | 0.75 | 3.61 | 5.13 | 5.07 | 49.34 |
| 3 | Total Income | 3047.07 | 3224.62 | 2020.08 | 6271.69 | 3618.90 | 9122.72 |
| 4 | Expenses | | | | | | |
| | (a) Cost of materials consumed | 2529.36 | 2622.38 | 1389.37 | 5151.74 | 2803.62 | 6778.03 |
| | (b) Purchase of stock in Trade | 0.00 | 0.00 | 19.11 | 0.00 | 35.74 | 72.32 |
| | (c) Changes in inventories of finished goods, Work in progress and stock- in trade | -256.97 | -119.12 | 112.81 | -376.09 | -163.95 | 75.66 |
| | (d) Employee benefits expenses | 243.01 | 226.57 | 181.38 | 469.58 | 354.19 | 783.16 |
| | (e) Finance Costs | 52.54 | 46.02 | 28.14 | 98.56 | 65.70 | 141.47 |
| | (f) Depreciation and amortisation expenses | 43.25 | 39.75 | 45.52 | 83.00 | 87.52 | 159.91 |
| | (g) Other Expenses | 315.34 | 280.45 | 209.10 | 595.79 | 381.61 | 884.84 |
| | Total expenses | 2926.53 | 3096.05 | 1985.43 | 6022.58 | 3564.43 | 8895.39 |
| 5 | Profit / (Loss) before exceptional item (3-4) | 120.54 | 128.57 | 34.65 | 249.11 | 54.47 | 227.33 |
| 6 | Exceptional items : Income/ (-) Expenses | -0.68 | 0.00 | 1.47 | -0.68 | 1.40 | -0.58 |
| 7 | Pfofit / (Loss) before Tax (5-6) | 119.86 | 128.57 | 36.12 | 248.43 | 55.87 | 226.75 |
| 8 | Tax expenses | | | | | | |
| | (a) Current Tax | 36.00 | 0.00 | 0.00 | 36.00 | 0.00 | 0.00 |
| | (b) Deferred Tax | -12.08 | 9.44 | -6.48 | -2.64 | -7.89 | -14.83 |
| 9 | Profit / (Loss) for the period from continuing operations | 95.94 | 119.13 | 42.60 | 215.07 | 63.76 | 241.58 |
| 10 | Other Comprehensive Income | | | | | | |
| | A (i) items that will not be reclassified to p & L | -1.91 | 0.17 | 5.55 | -1.74 | 6.78 | 0.62 |
| | (ii) Income tax relating to items that will not be | 0.00 | 0.00 | 0.00 | 0.00 | 0.00 | 0.00 |
| | B (i) items that will be reclassified to P & L | 0.00 | 0.00 | 0.00 | 0.00 | 0.00 | -19.41 |
| | (ii) Income tax relating to items that will be reclassified | 0.00 | 0.00 | 0.00 | 0.00 | 0.00 | 0.00 |
| 11 | Total comprehensive income for the period (9+10) | 94.03 | 119.30 | 48.15 | 213.33 | 70.54 | 222.79 |
| | Paid-up Capital Equity Share Capital (Face Valur | 740.00 | 740.00 | 740.00 | 740.00 | 740.00 | 740.00 |
| 12 | Earning per share for continuing operation | | | | | | |
| | a) Basic | 1.27 | 1.61 | 0.65 | 2.88 | 0.95 | 3.01 |
| | b) Diluted | 1.27 | 1.61 | 0.65 | 2.88 | 0.95 | 3.01 |

FOR DEVPURA NAVLAKHA & CO.
Chartered Accountants
FRN No. 121975W

For Devpura, (Partner)
Mem. No. 033342

Date: 14/11/2022
Place: Mumbai

UDIN: 22033342BDAIFZ5232



H. O. & Correspondence Address : Plot 'A', Sector 'A', Industrial Area, Sanwer Road,
INDORE - 452 015 (M.P.) INDIA Ph. : +91-731-2973501, 2973101 Email: ho@dnhindia.com

Regd. Off. : A-204, Kailash Esplanade, Opp. Shreyas Cinema, L.B.S. Marg, Ghatkopar (W)
MUMBAI - 400 086 (MH) INDIA Telephone : +91 22 25006441 Website: www.dnhindia.com



D & H INDIA LIMITED

| | | | | | |
|--|--|----------------------|--------------------|--------------------|-------------------|
| 1 | These results have been prepared in accordance with the Indian Accounting Standard (referred to as "Ind AS") 34 Interim Financial Reporting prescribed under Section 133 of the Companies Act, 2013 read with Companies (Indian Accounting Standards) Rules as amended from time to time. These results have been reviewed by the Audit Committee and approved by the Board of Directors at its meeting held on 14th November, 2022. The statutory auditors have expressed an unmodified audit opinion on these results. | | | | |
| 2 | The company is operating in the Business of welding consumables and Metallurgical Cored Wire segment | | | | |
| 3 | Statement of Assets and Liabilities and Statement of Cash flows is attached with this results | | | | |
| 4 | In accordance with Regulation 33 of the SEBI (Listing and other Disclosure Requirements) Regulation, 2015 the Company has published consolidated financial result. The Standalone financial results of the Company for the half year and Quarter ended 30.09.2022 are available on the Company website,s (www.dnhindia.com) and on the website of BSE (www.bseindia.com) | | | | |
| Segment-wise Revenue Result and Capital Employed for the Quarter Ended 30.09.2022 | | | Rs. In Lakh | | |
| | | Quarter Ended | | | Year Ended |
| | Particular | 30.09.2022 | 30.06.2022 | 30.09.2021 | 31.03.2022 |
| | | (Unaudited) | (Unaudited) | (Unaudited) | (Audited) |
| | Segment Revenue | | | | |
| | (i) Welding Electrodes and Consumable | 3042.69 | 3223.87 | 2016.47 | 9122.72 |
| | (II) Metallurgical Cored Wire | 0.00 | 0.00 | 0.00 | 0.00 |
| | Total | 3042.69 | 3223.87 | 2016.47 | 9122.72 |
| | Less Intersegment Revenue | 0.00 | 0.00 | 0.00 | 0.00 |
| | Net Segment Revenue | 3042.69 | 3223.87 | 2016.47 | 9122.72 |
| | Segment Result (Profit before Finance cost and tax) | | | | |
| | (i) Welding Electrodes and Consumables | 172.40 | 174.59 | 64.26 | 368.22 |
| | (II) Metallurgical Cored Wire | 0.00 | 0.00 | 0.00 | 0.00 |
| | Total | 172.40 | 174.59 | 64.26 | 368.22 |
| | Less: Finance Cost | 52.54 | 46.02 | 28.14 | 141.47 |
| | Add: Unallocable Corporate Income net of Expenditure | 0.00 | 0.00 | 0.00 | 0.00 |
| | Profit before tax | 119.86 | 128.57 | 36.12 | 226.75 |
| | Segment Assets | | | | |
| | (i) Welding Electrodes and Consumables | 6875.66 | 6705.00 | 5425.97 | 6490.73 |
| | (II) Metallurgical Cored Wire | 52.94 | 52.94 | 52.94 | 52.94 |
| | Add: Unallocable Corporate Assets | 7.68 | 7.68 | 7.67 | 7.68 |
| | Total Assets | 6936.28 | 6765.62 | 5486.58 | 6551.35 |
| | Segment Liabilities | | | | |
| | (i) Welding Electrodes and Consumables | 3619.90 | 3567.43 | 2541.03 | 3448.30 |
| | (II) Metallurgical Cored Wire | 0.00 | 0 | 0.00 | 0 |
| | Add: Unallocable Corporate Liabilities | 0.00 | 0.00 | 0.00 | 0.00 |
| | Total Liabilities | 3619.90 | 3567.43 | 2541.03 | 3448.30 |

Date: 14.11.2022
Place: Indore

Harsh Vora
Harsh Vora
Managing Director

for DEVPURA NAVLAKHA & CO.
Chartered Accountants
FRN No. 121975W
P. K. Devpura
P.K. Devpura, (Partner)
Mem. No. 033342




D & H INDIA LIMITED

Standalone Statement of Assets and Liabilities

| Particular | | (Rs. in Lacs) | |
|------------|--|-------------------------------------|----------------------------------|
| | | As on 30.09.2022 (Un-Audited) | As on 31.03.2022 (Audited) |
| I | ASSETS | | |
| | (1) Non-current assets | | |
| | (a) Property, Plant and Equipment | | |
| | (b) Right of Use of Assets | 1754.53 | 1574.37 |
| | (c) Capital work in progress | 40.69 | 40.69 |
| | (d) Intangible assets under development | 15.34 | 20.18 |
| | (e) Financial Assets | 15.47 | 15.47 |
| | i. Investments | | |
| | (f) Other non-current assets | 172.38 | 172.38 |
| | Total Non-Current Assets | 57.78 | 56.87 |
| | (2) Current Assets | 2056.19 | 1879.94 |
| | (a) Inventories | | |
| | (b) Financial Assets | 2493.01 | 2566.30 |
| | i. Trade receivables | | |
| | ii. Cash and cash equivalents | 2197.88 | 1766.79 |
| | iii. Loans | 16.96 | 20.64 |
| | iv. Investments | 111.50 | 198.86 |
| | (c) Other current assets | 13.32 | 15.06 |
| | Total Current Assets | 47.43 | 103.77 |
| | Total Assets | 4880.10 | 4671.42 |
| II | EQUITY AND LIABILITIES | 6936.29 | 6551.36 |
| | Equity | | |
| | (a) Equity Share Capital | | |
| | (b) Other Equity | 740.00 | 740.00 |
| | Total Equity | 2576.38 | 2363.05 |
| | Liabilities | 3316.38 | 3103.05 |
| | (1) Non-current liabilities | | |
| | (a) Financial Liabilities | | |
| | (i) Borrowings | | |
| | (ii) Lease Liability | 458.58 | 482.81 |
| | (c) Deferred tax liabilities (Net) | 40.67 | 40.68 |
| | (d) Other non-current liabilities | 118.94 | 121.58 |
| | Total Non-current liabilities | 31.12 | 35.25 |
| | Total Non-Current Liabilities & Equity | 649.31 | 680.32 |
| | (2) Current liabilities | 3965.69 | 3783.37 |
| | (a) Financial Liabilities | | |
| | (i) Borrowings | | |
| | (ii) Trade payables | 1198.90 | 1291.13 |
| | (a) total outstanding dues of micro enterprises and small enterprises | 1578.14 | 1202.81 |
| | (b) total outstanding dues of creditors other than micro and small enterprises | 0.00 | 0.00 |
| | (iii) Other Financial liabilities | 0.00 | 0.00 |
| | (b) Other current liabilities | 3.68 | 3.39 |
| | (c) Provisions | 74.72 | 203.76 |
| | Total Current Liabilities | 115.16 | 66.90 |
| | Total Equity and Liabilities | 2970.60 | 2767.99 |
| | | 6936.29 | 6551.36 |

Date: 14.11.2022
Place: Indore


R. Devpura, (Partner)
 Mem. No. 033342

Date: 14/11/2022
Place: Mumbai

UDIN: 22033342BDAIFZ5232



D & H INDIA LIMITED

Statement of Unaudited Standalone Cash Flow (Rs. In Lacs)

| | For the half year ended 30th September, 2022 Unaudited | For the Year ended 31st March, 2022 Audited |
|---|---|--|
| A. Cash flow from Operating Activities | | |
| Net profit before tax & Extraordinary items | 249.11 | 227.33 |
| Adjustment for : Depreciation | 83.00 | 159.91 |
| Deferred Revenue Expenditure | 0.00 | 0.00 |
| Preliminary Expenditure | 0.00 | 0.00 |
| Loss/(Profit) on sale of fixed assets | (1.70) | 1.87 |
| Other Income | (3.44) | (49.34) |
| Interest Paid / Bank Charges | 98.56 | 141.47 |
| Operating Profit before working Capital Changes | 425.53 | 481.24 |
| Trade & other receivable | (431.09) | (209.41) |
| Inventories | 73.29 | (381.31) |
| Trade Payables & Other Provisions | 294.55 | 220.92 |
| Cash generated from Operations | 362.28 | 111.44 |
| Direct Tax paid | (33.36) | - |
| Cash flow before extraordinary items | 328.92 | 111.44 |
| Extraordinary items | (0.68) | (0.58) |
| Net Cash from Operating Activities | 328.24 | 110.86 |
| B. Cash Flow from Investing Activities | | |
| Purchase of fixed assets (Net) | (263.90) | (426.99) |
| Capital WIP | 4.82 | 15.35 |
| Intangible Assets WIP | | |
| Loans & Advances | 138.82 | (174.05) |
| Interest received / Misc Receipts | 0.48 | 3.02 |
| Other Income | 2.42 | 41.18 |
| Dividend Income | 0.17 | 1.01 |
| Net cash used in Investing Activities | (117.19) | (540.48) |
| C. Cash Flow from Financing Activities | | |
| Proceeds from capital subsidy | (116.17) | 0.00 |
| Proceeds from long term & Short term borrowings | 0.00 | 558.32 |
| Investment | 0.00 | 8.82 |
| Interest Paid | (98.56) | (141.47) |
| Reduction in Lease Liability | 0.00 | 0.00 |
| Dividend Paid (Including Dividend Distribution Tax) | 0.00 | 0.00 |
| Net cash used in Financing Activities | (214.73) | 425.67 |
| Net increase in Cash and Cash equivalent (A+B+C) | (3.68) | (3.95) |
| Opening Cash & Cash Equivalents | 20.64 | 24.59 |
| Closing Cash & Cash Equivalents | 16.96 | 20.64 |

For DEVPURA NAVLAKHA & CO.
Chartered Accountants
FRN No. 121975W.

P.K. Devpura (Partner)
Mem. No. 038342



**INDEPENDENT AUDITOR'S REVIEW REPORT ON REVIEW OF
QUARTERLY UNAUDITED CONSOLIDATED FINANCIAL RESULTS OF THE
COMPANY**

**Review Report to
The Board of Directors
D & H INDIA Limited**

Dear Sirs,

- We have reviewed the accompanying Statement of unaudited Consolidated Financial Results of **D & H INDIA LTD.** (The Parent) and its subsidiary and associate, (collectively referred to as "the group") and its share of the net profit/(loss) after tax and total comprehensive income / loss of its subsidiary for the quarter and half year ended 30th September, 2022 ("the statement"), attached herewith, being submitted by the Parent pursuant to the requirement of Regulation 33 of SEBI (Listing Obligations and Disclosure Requirements), Regulations, 2015, as amended (the "Listing Regulation"). Attention is drawn to the fact that the consolidated figures for the corresponding quarter ended 30th September, 2021 as reported in these unaudited consolidated financial results have been approved by the Parent's Board of Directors, but have not been subjected to review.
- This statement is the responsibility of the parent's management and approved by the parent's Board of Directors, has been compiled from the related interim consolidated financial results / interim consolidated financial information which has been prepared in accordance with the recognition and measurement principles laid down in Indian Accounting Standard 34 "Interim Financial Reporting (Ind AS 34), prescribed under Section 133 of the Companies Act, 2013, and other accounting principles generally accepted in India. Our responsibility is to express a conclusion on the Statement based on our review.
- We conducted our review of the Statement in accordance with the Standard on Review Engagement (SRE) 2410, "Review of Interim Financial Information performed by the Independent Auditor of the Entity" issued by the Institute of Chartered Accountants of India. This Standard requires that we plan and perform the review to obtain moderate assurance as to whether the Statement is free of material misstatement. A review is limited primarily to inquiries of company personnel and analytical procedure applied to financial data and thus provides less assurance than an audit. We have not performed an audit and, accordingly, we do not express an audit opinion.



- We also performed procedures in accordance with the circular issued by the SEBI under Regulation 33 (8) of the SEBI (Listing Obligations and Disclosure Requirements) Regulations, 2015, as amended, to the extent applicable.

- This Statement includes the results of the following entities: -


Parent Company:

- D & H India Ltd.

Subsidiary:

- V & H Fabricators Pvt. Ltd.
- Based on our review conducted as above, nothing has come to our attention that causes us to believe that the accompanying statement prepared in accordance with applicable Indian Accounting Standards specified under section 133 of the Companies Act, 2013 as amended, read with relevant rules issued thereunder and other recognized accounting practices and policies has not disclosed the information required to be disclosed in terms of the Regulation 33 of the SEBI (Listing Obligations and Disclosure Requirements) Regulations, 2015, including the manner in which it is to be disclosed, or that it contains any material misstatement.

For M/s Devpura Navlakha & Co.
Chartered Accountants
FRN 121975W


(CA Pramod kumar Devpura)
Partner
M.No. 033342



Date 14/11/2022

Place Mumbai

UDIN: 22033342BDAJIF6444



D & H INDIA LIMITED

CIN : L28900MH1985PLC035822

D & H INDIA LIMITED

PART I Statement of Consolidated Un-Audited Results for the Quarter and Half Year Ended 30.09.2022 (Rs. in Lacs)


| Sr. | PARTICULARS | Quarter ended | | | Six Month ended | | Year ended |
|-----|--|---------------|------------|------------|-----------------|------------|------------|
| | | 30.09.2022 | 30.06.2022 | 30.09.2021 | 30.09.2022 | 30.09.2021 | 31.03.2022 |
| | | Unaudited | Unaudited | Unaudited | Unaudited | Unaudited | Audited |
| 1 | Sales/Income from operation | | | | | | |
| | (a) Sales including GST | | | | | | |
| | Less: GST Recovered | 3574.15 | 3811.14 | 2380.02 | 7385.29 | 4264.32 | 10691.06 |
| | Total Revenue from operating income | 531.45 | 577.82 | 363.55 | 1109.27 | 650.49 | 1617.68 |
| 2 | Other Income | 3042.70 | 3233.32 | 2016.47 | 6276.02 | 3613.83 | 9073.38 |
| 3 | Total Income | 4.81 | 4.92 | 4.60 | 9.73 | 6.11 | 50.57 |
| 4 | Expenses | 3047.51 | 3238.24 | 2021.07 | 6285.75 | 3619.94 | 9123.95 |
| | (a) Cost of materials consumed | | | | | | |
| | (b) Purchase of stock in Trade | 2539.53 | 2622.38 | 1389.37 | 5161.91 | 2803.62 | 6778.03 |
| | (c) Changes in inventories of finished goods, Work in progress and stock- in trade | 0.00 | 0.00 | 19.11 | 0.00 | 35.74 | 72.32 |
| | (d) Employee benefits expenses | -267.13 | -108.96 | 112.82 | -376.09 | -163.94 | 75.66 |
| | (e) Finance Costs | 243.01 | 226.57 | 181.38 | 469.58 | 354.19 | 783.16 |
| | (f) Depreciation and amortisation expenses | 52.54 | 46.02 | 28.31 | 98.56 | 66.04 | 142.26 |
| | (g) Other Expenses | 43.28 | 39.79 | 46.08 | 83.07 | 88.63 | 161.46 |
| | Total expenses | 315.39 | 280.46 | 209.10 | 595.85 | 381.61 | 685.32 |
| 5 | Profit / (Loss) before exceptional item (3-4) | 2926.62 | 3106.26 | 1986.17 | 6032.88 | 3565.89 | 8898.21 |
| 6 | Exceptional items: Income/ (-) Expenses | 120.89 | 131.98 | 34.90 | 252.87 | 54.05 | 225.74 |
| 7 | Pfprofit / (Loss) before Tax (5-6) | -0.88 | 0.00 | 1.47 | -0.68 | 1.40 | -0.58 |
| 8 | Tax expenses | 120.21 | 131.98 | 36.37 | 252.19 | 55.45 | 225.16 |
| | (a) Current Tax | | | | | | |
| | (b) Deferred Tax | 36.00 | 0.00 | 0.00 | 36.00 | 0.00 | 0.00 |
| 9 | Profit / (Loss) for the period from continuing operations (7-8) | -12.55 | 9.44 | -6.68 | -3.11 | -8.20 | -14.88 |
| 10 | Share of profit (Loss) of Associates accounted using equity method | 96.76 | 122.54 | 43.05 | 219.30 | 63.65 | 240.04 |
| 11 | Profit / (Loss) for the period (9+10) | 0.00 | 0.00 | 0.00 | 0.00 | 0.00 | 0.00 |
| 10 | Other Comprehensive Income | 96.76 | 122.54 | 43.05 | 219.30 | 63.65 | 240.04 |
| | A (i) items that will not be reclassified to p & L | | | | | | |
| | (ii) Income tax relating to items that will not be reclassified to P & L | -1.91 | 0.17 | 5.55 | -1.74 | 6.78 | 0.62 |
| | B (i) items that will be reclassified to P & L | 0.00 | 0.00 | 0.00 | 0.00 | 0.00 | 0.00 |
| | (ii) Income tax relating to items that will be reclassified to P & L | 0.00 | 0.00 | 0.00 | 0.00 | 0.00 | -19.41 |
| 11 | Total comprehensive income for the period (9-10) | 0.00 | 0.00 | 0.00 | 0.00 | 0.00 | 0.00 |
| | Paid-up Capital Equity Share Capital (Face Valur Rs.10/- each) | 94.85 | 122.71 | 48.60 | 217.56 | 70.43 | 221.25 |
| 17 | Earning per share for continuing operation | 740.00 | 740.00 | 740.00 | 740.00 | 740.00 | 740.00 |
| | a) Basic | | | | | | |
| | b) Diluted | 1.28 | 1.66 | 0.66 | 2.94 | 0.95 | 2.99 |
| | | 1.28 | 1.66 | 0.66 | 2.94 | 0.95 | 2.99 |

For DEVPURA NAVLAKHA & CO.
Chartered Accountants
FRN No. 121975W

Pankaj Devpura
Mem. No. 033342



Date: 14/11/2022
Place: Mumbai



H. O. & Correspondence Address : Plot 'A', Sector 'A', Industrial Area, Sanwer Road,
INDORE - 452 015 (M.P.) INDIA Ph. : +91-731-2973501, 2973101 Email: ho@dnhindia.com

Regd. Off. : A-204, Kailash Esplanade, Opp. Shreyas Cinema, L.B.S. Marg, Ghatkopar (W)
MUMBAI - 400 086 (MH) INDIA Telephone : +91 22 25006441 Website: www.dnhindia.com



ISO 9001 : 2015
Reg. No. : R91/1287
ISO 9001 : 2015

D & H INDIA LIMITED

Consolidated Statement of Assets and Liabilities

(Rs. In Lacs)

| S No | Particular | As on 30.09.2022 (Un-Audited) | As on 31.03.2022 (Audited) |
|-----------|---|----------------------------------|-------------------------------|
| I | ASSETS | | |
| | (1) Non-current assets | | |
| | (a) Property, Plant and Equipment | 1756.77 | 1578.59 |
| | (b) Right to Use of Assets | 40.69 | 40.89 |
| | (c) Capital work in progress | 15.34 | 20.16 |
| | (d) Intangible assets under development | 17.94 | 17.94 |
| | (e) Goodwill | 67.98 | 67.98 |
| | (e) Financial Assets | | |
| | i. other financial assets | 69.81 | 68.90 |
| | Total Non-Current Assets | 1968.53 | 1794.26 |
| | (2) Current Assets | | |
| | (a) Inventories | 2538.41 | 2621.87 |
| | (b) Financial Assets | | |
| | i. Trade receivables | 2259.27 | 1823.69 |
| | ii. Cash and cash equivalents | 37.79 | 30.34 |
| | iii. Loans | 111.50 | 198.85 |
| | iv. Investment | 13.32 | 15.06 |
| | (c) Other current assets | 54.03 | 110.37 |
| | Total Current Assets | 5014.32 | 4800.18 |
| | Total Assets | 6982.85 | 6594.44 |
| II | EQUITY AND LIABILITIES | | |
| | Equity | | |
| | (a) Equity Share Capital | 740.00 | 740.00 |
| | (b) Other Equity | 2622.44 | 2404.88 |
| | | 3362.44 | 3144.88 |
| | Liabilities | | |
| | (1) Non-current liabilities | | |
| | (a) Financial Liabilities | | |
| | (i) Borrowings | 458.58 | 482.81 |
| | (ii) Lease Liability | 40.67 | 40.68 |
| | (c) Deferred tax liabilities (Net) | 119.33 | 122.44 |
| | (d) Other non-current liabilities | 31.12 | 35.25 |
| | | 649.70 | 681.18 |
| | Total Non-Current Liabilities & Equity | 4012.14 | 3826.06 |
| | (2) Current liabilities | | |
| | (a) Financial Liabilities | | |
| | (i) Borrowings | 1198.90 | 1291.13 |
| | (ii) Trade payables | 1578.14 | 1202.81 |
| | (iii) Other Financial liabilities | 3.68 | 3.39 |
| | (b) Other current liabilities | 74.83 | 204.15 |
| | (c) Provisions | 115.16 | 66.90 |
| | Total Current Liabilities | 2970.71 | 2768.38 |
| | Total Equity and Liabilities | 6982.85 | 6594.44 |

Note:1. The above results were reviewed by the Audit Committee and thereafter have been adopted by the Board at its meeting held on 14th November 2022.

2. The above financial results are prepared in compliance with Indian Accounting Standards ("IND-AS") as notified under Section 133 of the Companies Act, 2013 ("the Act") [Companies (Indian Accounting Standards) Rules, 2015] as amended and accordingly these financial results have been prepared in accordance with the recognition and measurement principles laid down in the IND AS 34 Interim Financial Reporting prescribed under section 133 of the Companies Act, 2013 read with relevant rules issued there under

3. As required under regulation 33 of SEBI (LODR) Regulation 2015 the Limited Review by the Statutory Auditors have been completed for the quarter and half year ended on 30th Sept., 2022. The report does not have any impact on the above results and notes which needs explanations

4. Previous period figures have been regrouped/reclassified wherever necessary to confirm to this period

5. Consolidated financial Results include the result of V & H Fabricator Pvt. Ltd. - wholly owned subsidiaries company of D & H India Limited.

Date:14.11.2022
Place: Indore


For DEVPURA NAVLAKHA & CO
Chartered Accountants
FRN No. 121975W

Rajesh Kumar
P.K. Devpura, (Partner)
Mem. No. 033342



D & H INDIA LIMITED
Statement of Unaudited Consolidated Cash Flow (Rs. in Lacs)

| | For the half year ended 30th September, 2022 Unaudited | For the Year ended 31st March, 2022 Audited |
|---|---|--|
| A. Cash flow from Operating Activities | | |
| Net profit before tax & Extraordinary items | 252.87 | 225.74 |
| Adjustment for : Depreciation | 83.07 | 161.46 |
| Deferred Revenue Expenditure | 0.00 | 0.00 |
| Preliminary Expenditure | 0.00 | 0.00 |
| Loss/(Profit) on sale of fixed assets | (6.29) | 0.73 |
| Other Income | (3.44) | (49.42) |
| Interest Paid / Bank Charges | 98.56 | 142.26 |
| Operating Profit before working Capital Changes | 424.77 | 480.77 |
| Trade & other receivable | (435.58) | (201.22) |
| Inventories | 83.46 | (381.31) |
| Trade Payables & Other Provisions | 294.27 | 219.70 |
| Cash generated from Operations | 366.92 | 117.94 |
| Direct Tax paid | (33.36) | 0.00 |
| Cash flow before extraordinary items | 333.56 | 117.94 |
| Extraordinary items | (0.68) | (0.58) |
| Net Cash from Operating Activities | 332.88 | 117.36 |
| B. Cash Flow from Investing Activities | | |
| Purchase of fixed assets (Net) | (261.99) | (426.49) |
| Capital WIP | 4.82 | 15.30 |
| Intangible Assets WIP | 0.00 | 0.00 |
| Loans & Advances | 143.41 | (174.05) |
| Interest received / Misc Receipts | 0.48 | 4.17 |
| Other Income | 2.42 | 41.28 |
| Dividend Income | 0.17 | 1.01 |
| Net cash used in Investing Activities | (110.69) | (538.80) |
| C. Cash Flow from Financing Activities | | |
| Proceeds from capital subsidy | 0.00 | 550.52 |
| Proceeds from long term & Short term borrowings | (116.18) | 8.82 |
| Interest Paid | (98.56) | (142.26) |
| Investment | 0.00 | 0.00 |
| Dividend Paid (Including Dividend Distribution Tax) | 0.00 | 0.00 |
| Net cash used in Financing Activities | (214.74) | 417.08 |
| Net increase in Cash and Cash equivalent (A+B+C) | 7.45 | (4.36) |
| Opening Cash & Cash Equivalents | 30.34 | 34.70 |
| Closing Cash & Cash Equivalents | 37.79 | 30.34 |


 For DEVPURA NAVLAKHA & CO.
 Chartered Accountants
 FRN No. 121975W
 P.K. Devpura, (Partner)
 Mem. No. 033342

Date: 14/11/2022
 Place: Mumbai
 UDIN: 22033342BDAJIP6444

